

ECO-play[®]



Natural playgrounds



*Inspired by
nature*





ECO-play[®]

A lot of children are growing up in a world of concrete and metal. However we are now aware that a green environment can improve the health and well-being of young and old. Children are therefore encouraged to play in line and with respect for nature.

Over the last few years, many playgrounds are more equipped with natural materials such as tree trunks and wooden play equipment,...

Research shows that natural play offers unique challenges and learning opportunities to children. It makes playing more interesting and afterwards they generally feel better. Green playgrounds also invite children to exercise in a more intensive and varied way.

Eco-play Mission

Europlay manufactures imaginative playground equipment– for public use – designed to stimulate creative play.

Eco-play is a range made by:

EUROPLAY nv
www.europlay.eu

Product overview

ECO-play[®]

Inspired by nature



Swings



Robinia small swing
ref. RO160
p. 13



Swing
ref. RO101
p. 14



Hexagonal swing
ref. RO150
p. 15



Basket swing
ref. RO170
p. 16



Hammock swing
ref. RO171
p. 17

Spring mobiles and seesaws



Tree trunk
ref. RO202
p. 19



Ladybug
ref. RO198
p. 19



Honeybee
ref. RO199
p. 19



Goldfish
ref. RO200
p. 20



Shark
ref. RO196
p. 20



Land turtle
ref. RO197
p. 20



Seesaw
ref. RO302
p. 21



Seesaw with springs
ref. RO201
p. 21

Mini village



Lumberjacks hut
ref. RO405
p. 60



Lumberjacks hut with
small swing
ref. RO409
p. 62



Ranger's cabin
ref. RO406
p. 63



Hunters tower
ref. RO415
p. 64



Poachers forest
ref. RO420
p. 66

Balance Equipment



Balance beam
ref. RO330
p. 30



Balance trail
ref. RO680
p. 31



Path of stilts
ref. RO860
p. 32



Reed field
ref. RO863
p. 32



Jungle
ref. RO815
p. 36



The scissors
ref. RO850
p. 38



Jungle trail
ref. RO750
p. 40



Canyon bridge
ref. RO701
p. 42

Agility trails



Agility trail
ref. RO610
p. 46



Agility trail
ref. RO696
p. 48



Wobbly chainbridge
ref. RO360
p. 50



Climbing units



Climbing tower
ref. RO205
p. 54



Monkey wall
ref. RO286
p. 55



Monkey cage
ref. RO285
p. 55



Swallow nest
ref. RO284
p. 56



Stork's nest
ref. RO280
p. 57

Climbing units



Play tower
ref. RO510
p. 74



Play tower with roof
Ref. RO505
p. 74



Beetle bridge
Ref. RO502
p. 76



Beetle bridge with roof
Ref. RO500
p. 76



Magic tower
Ref. RO532
p. 78



Magic tower combination
Ref. RO551
p. 79




Magic tower with roof
Ref. RO530
p. 82



Magic tower combination
with roof
Ref. RO550
p. 82

Sand playground equipment



Sandbox
ref. RO2020
p. 86



Sand components
ref. RO1210
p. 87



Playtable & little chair
ref. RO1100
p. 88



Sand digger
ref. Z600
p. 88



Sand corner
ref. RO1200
p. 89

Slides



Hill slide with platform
Ref. RO005
p. 91

Pirate ship 'Albatros'



Pirate ship 'Albatros'
Ref. RO720 + RO730 + RO735
p. 95

Sports & games



Somersault

Ref. RO320

p. 23



Hexagonal somersault

Ref. RO323

p. 24



Twist and shout

Ref. RO335

p. 24



Robinia goal

Ref. RO571

p. 25



Robinia abacus disk panel

Ref. RO930

p. 25



Robinia aerial runway

Ref. RO343

p. 27

Furniture



Robinia bench

Ref. P558

p. 101



Bench and table in robinia

Ref. P550

p. 101



Robinia picnic table for children

Ref. P555

p. 102



Robinia picnic table

Ref. P556

p. 103



Robinia mushroom

Ref. RO920

p. 104



Ref. B205

p. 110



Ref. RO912


p. 107

ECO-play®


Contents

p. 1	Our values
p. 2	Our efforts for the environment
p. 7	Our efforts for society
p. 8	Types of wood used in Eco-play
p. 10	Other used materials
p. 11	Safety and warranty
p. 12	Playground equipment
p.100	Furniture
p.106	Individual posts and logs


Symbols

 7,7 x 2,3 x 0,4 m


Length x width x height

 4 - 12


Age category

 0,40 m


Fall height


 2 ☺ - 6 ☺

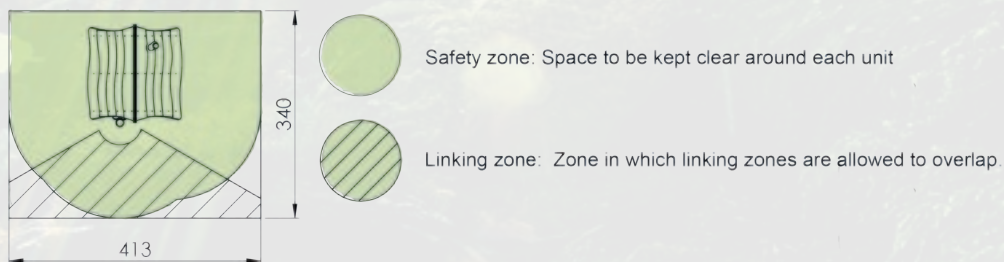
Number of people

 2 ☺ - 6 ☺

Working hours

 Concrete required

 Inclusive playground equipment



Due to our commitment to continuous improvement we reserve the right to apply changes without prior notice of termination. The designs, colours and/or photos and/or sizes specified and/or age categories in this catalogue are only illustrative and may sometimes differ from the included installation manual. Only the latter is valid based on the European standard EN 1176.

Copyright © Europlay nv 2023, no part of this publication may be reproduced and/or published by print, photocopy, microfilm or any other means without prior written permission of the publisher. Subject to printing and typographical errors.



OUR 5 CORE VALUES:

Dedication to children's play

Passion for wood

Care for nature

Focus on the community

Enthusiasm for the craft

OUR GOAL:

Encouraging children to play happily and safely



Europlay®



**Discover our range of creative
playgrounds!**

ECO-play®

Eco-Play is a range made by:

EUROPLAY nv - Eegene 9 - 9200 Dendermonde (Belgium)

Copyright © Europlay nv 2023 V.U.
www.europlay.eu

Our values

CRAFTSMANSHIP

We control the entire manufacturing process ourselves, from design to production. That way we can handle short, flexible delivery times and guarantee excellent quality.

Eco-play is characterised by the use of unique beams, each with its own natural curvature. This means that every piece of equipment looks different. That's why it's necessary to build up each unit of playground equipment in advance at the point of production. The ropes and nets are made to measure depending on the size of each piece of play equipment.

Our employees are real craftsmen. Each item is unique, made by hand and shows real professional skill.




QUALITY

We work with European types of wood with a high durability. Every post and slat is being checked and selected on quality. Only the best pieces are used for our play equipment. Wood of lesser quality is used as firewood or processed into wood chips. This way we try to minimise the loss of resources. That philosophy is extended throughout the entire corporate culture.



SAFETY

Both the security of our employees and the safety of the children using our equipment are of great importance to us. Providing training and referring to safety instructions are priorities in our company. In addition, every part of play equipment is extensively tested and checked before use. We work together with an external certification organisation "TUV NORD". So, all equipment have a safety certificate according to the European Standard EN1176-2017.



**“Choosing for Eco-Play,
is choosing for a sustainable
play environment”**





THE USE OF SUSTAINABLE WOOD

The use of wood species like larch, robinia and oak with their natural durability, avoids unnecessary treatment with chemical preservatives. The waste may even be burned and no harmful substances will be released.



EUROPEAN WOOD

The use of European wood species protects the tropical rainforest and reduces CO2 emissions.



PEFC-CERTIFIED

PEFC (Programme for Endorsement of Forest Certification Schemes) is a worldwide forest certification system which provides assurance that forests are managed sustainably. PEFC promotes a forest management which is respectful for the environment, socially beneficial and economically viable. The PEFC label found on a paper or timber products gives consumers the assurance that the wood used in those products originates in sustainably managed forests.

* The list of PEFC certified products is available on request.



GREEN POWER

The electricity is largely supplied by an impressive installation of solar panels. That way the impact on the environment is kept to a minimum.



ECO-FRIENDLY PACKAGING

We use only second-hand pallets for packaging, together with recycled cardboard and recycled plastic.



CRADLE TO CRADLE

Waste wood can be processed into shock-absorbing underground (Eco-Mulch), chipboard or soil conditioner for potting compost. In the winter period this wood is used for our stoves (with emission measurement).



THE POWER OF SMALL STEPS

Exclusive use of rainwater, our own purification system based on a reed field for all our waste water, motivating employees to come to work by bike,...
The rainwater from the site ends up in water basins, so that the groundwater is constantly replenished.

Nature as an inspiration



Eco-Play is a range of playground equipment, commercialised by Europlay, characterised by its playful design and its connection to the surrounding nature. This is made possible thanks to the use of untreated, durable wood species in their natural shape.

Beams in robinia wood have a natural curve, a high durability and little sapwood. This wood species creates the feeling of an environment full of woods, even in the middle of a city.

Children like to extend their boundaries. Crossing a curved beam is much more challenging than crossing a straight one. The combination of (polypropylene) nets and ropes helps every piece of the Eco-Play playground equipment to become a real jungle.

The cycle of wood and forest



- During the growth in the forest, wood offers a habitat for numerous plant and animal species.
- Wood is CO₂ neutral. It stores the CO₂ during the growth of the tree and will only release it in the event of degradation or incineration.
- Wood is a renewable resource. As long as it comes from a sustainable forest, it will never be exhausted.
- Wood has a positive effect on children. It has been proven that children feel and perform better in an environment with natural materials.
- Wood can easily be processed and is therefore energy efficient.





Our efforts for society

Annually, at least 5 % of the profit is donated to social causes like:



SUPPORT FOR REPLANTING FORESTS

We ensure that the forest resource is preserved and that we only use the wood from trees whose replanting is guaranteed. That is why we support organisations committed to nature protection.



HELPING CHILDREN IN POVERTY

Europlay nv is committed to create equal opportunities for all children, regardless of their background. We support a project of meal delivery to schoolchildren in Gambia and we work together with the Belgian child poverty foundation Pelicano to provide concrete help to children in need.



COOPERATION WITH SCHOOLS

Around 10% of our employees are students with an internship or students who participate in dual learning (on-the-job learning). Besides learning a craft, we teach them to care about a valuable natural product such as wood.





Types of wood

Robinia

Robinia (durability class I to II) is the most durable European wood type that exists.

Robinia wood is characterised by its natural appearance. The shape of this deciduous tree is important for these playground equipment because the wood has a natural curve which is appealing to children.



at Eco-play

Larch

Larch (class III) is a type of wood with very little sapwood and a durable heart, ideal for use in outdoor applications.

This type of timber does not come in direct contact with the ground but is used for finishing the roofs and floors. Larch is a durable type of wood that can be used without any treatment.


**Other durable wood types can be used to a limited extent if the construction of the playground equipment requires this.*

Other used materials



PAINT

Some parts are being coloured.
At Eco-Play we only use ecological waterborne paints.



ROPES

Eco-play's ropes and net constructions are made of vandalism resistant steel cables. These consist of an interweaving of thin galvanised steel wires.



METAL

With the exception of fixations, the metal used at Eco-play is stainless steel.

Anchorage (A/B)



- A – The robinia beams are installed directly into the ground.
- B – The product is fixed on a paved surface by means of brackets

Products without the reference "A/B" should always be installed into the ground by means of a concrete foundation.

Finishing touch



The surface of the robinia beams is smooth and splinterproof. Sharp sides have been removed.
All bolts and screws are galvanised. The natural shape does not affect the quality, nor the safety of the product.
(Longitudinal) cracks are considered normal.





SAFETY

Eco-play stands for innovative, challenging and safe playground equipment. Each new design is trying to combine and reconcile safety and childfriendliness. The European EN-1176 safety certificate, issued by TÜV Nord, is proof of this.

WARRANTY



Lifetime warranty

- on stainless steel components (except for moving & mechanical parts)
- on galvanised steel components



15 years

- on robinia



10 years

- on corrosion and structural failures of powder coated steel components (except for springs, moving & mechanical parts, and fixing materials)
- on dry rot (larch)

5 years

- on springs
- on ropes and net components

2 years

- on structural failures of components due to manufacturing errors

Warranty on playground equipment near water



The usual warranty on metal corrosion doesn't apply to components placed in coastal areas, i.e. less than 5 km from the coast.

Limitation on warranty & exclusion of warranty

There is no warranty on equipment that hasn't been installed properly (according to the assembling manual provided by Europlay nv), on equipment that hasn't been maintained correctly (according to the maintenance prescriptions provided), and/or when spare parts other than Europlay nv parts have been used to repair the equipment. We don't guarantee playground equipment installed in bark or in places where additional mold can occur. No warranty can be given on tree trunks.

LONGITUDINAL CRACKS



We make use of robinia heartwood. This means that natural length cracks are considered as a normal phenomenon. Wood is a natural product which is constantly subject to drought and humidity. In case of nice weather, round wood starts shrinking in the direction of its growth rings, creating surface cracks. These cracks tend to get smaller again in humid times.

As a consequence, natural cracks – up to 3-4 % of the circumference – are a normal sign in dry times. This will, however, never cause a post to break, because length cracks never appear in a straight line. The cracks are interrupted regularly as they follow the natural growth of the tree.

That is why it does not affect the general safety. Moreover, cracks always tend to be V-shaped, so there will never be a problem in relation to finger entrapment.

SWINGS



Small robinia swing - RO160



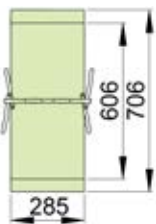
2 rubber seats L120 included

3,6 x 2,0 x 2,3 m

1,19 m

2 - 10

2 ☺ - 5 ☹



(21 m² loose soil material)
(18 m² solid soil material)



The accesories can be combined.



L120
Rubber seat



L130
Cradle seat



Can also be combined with RO407 Lumberjacks hut.
More information p. 62

RO160



Swing - RO101



2 rubber seats L120 included



3,9 x 2,6 x 2,8 m



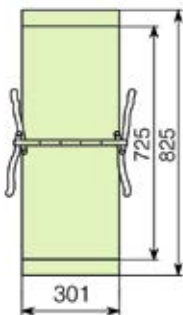
1,50 m



4 - 15



2 ☺ - 5 ☹



(25 m² loose soil material)
(22 m² solid soil material)



RO101 (with rubber seats)

The accesories can be combined.



L120
Rubber seat



L130
Cradle seat



L100
Swing tyre



RO101 (with cradle seats)

Hexagonal swing - RO150 » RO151



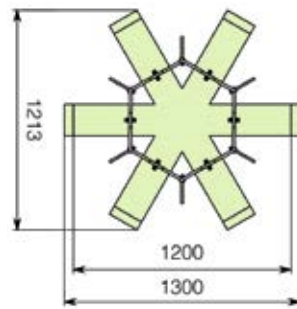
RO150 (6 tyre seats L101 included)

8,4 x 7,2 x 2,6 m

1,50 m

4 - 15

3 ☺ - 6 ⌚ 🚛



(61 m² loose soil material)
(56 m² solid soil material)

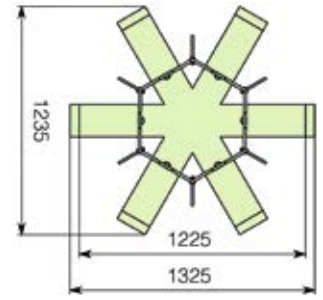
RO151 (6 seats with brace L122 included)

8,4 x 7,2 x 2,6 m

1,40 m

4 - 15

3 ☺ - 6 ⌚ 🚛



(62 m² loose soil material)
(57 m² solid soil material)

The accesories can be combined.




L101
Tyre seat



L122
Seat with brace



L130
Cradle seat




Tyre seat





Seat with brace



Basket swing - RO170

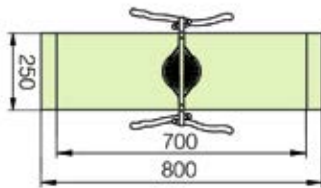


 3,9 x 2,6 x 2,9 m

 1,60 m

 3 - 15

 2 ☺ - 5 ☹ 



(20 m² loose soil material)
(18 m² solid soil material)



L170
Inclusion swing seat

Only the swing basket of the RO170 can be replaced by an inclusion swing seat.




L170


RO170






Hammock swing - RO171

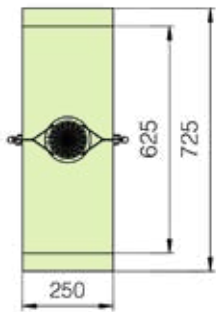


 3,4 x 1,3 x 2,5 m

 1,50 m

 3 - 15

 2 ☺ - 4 ☹ 



(19 m² loose soil material)
(16 m² solid soil material)



RO171




SPRING MOBILES AND SEESAWS




All spring mobiles are sculpted from robinia or oak.

These playground equipments require a shock-absorbing surface.


Tree trunk - RO202

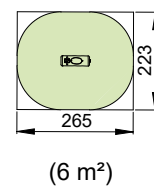


 0,7 x 0,3 x 0,8 m

 0,65 m


 2 - 6


 1 ☺ - 3 ⌚




Ladybug - RO198

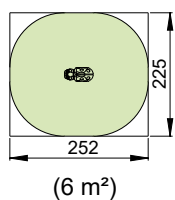


 0,6 x 0,3 x 0,7 m

 0,65 m


 2 - 6


 1 ☺ - 3 ⌚




Honeybee - RO199

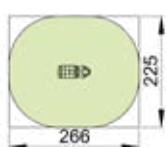


 0,7 x 0,3 x 0,8 m

 0,65 m


 2 - 6


 1 ☺ - 3 ⌚



Goldfish - RO200

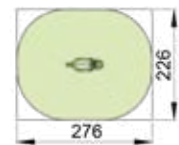


 0,8 x 0,3 x 0,8 m

 0,70 m

 2 - 6

 1 ☺ - 3 ☹




(6,5 m²)




Shark - RO196

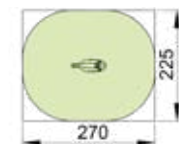


 0,7x 0,3 x 0,8 m

 0,65 m

 2 - 6

 1 ☺ - 3 ☹




(6 m²)



Land turtle - RO197

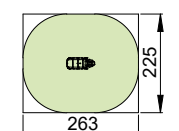


 0,7 x 0,3 x 0,8 m

 0,65 m

 2 - 6

 1 ☺ - 3 ☹





(6 m²)



Seesaw with springs - RO201

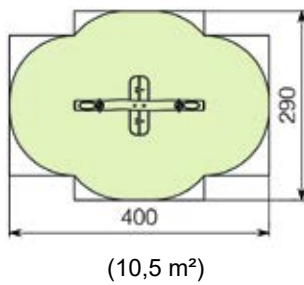


 2,0 x 0,9 x 0,8 m

 0,95 m

 2 - 6


 2 ☺ - 3 ⌚





Seesaw - RO302 » RO304





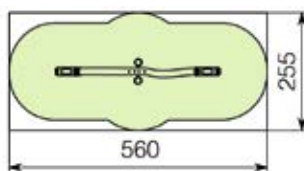
RO302 (2 persons)

 3,6 x 0,6 x 1,1 m

 0,95 m

 4 - 10


 2 ☺ - 4 ⌚ 




(15 m²)





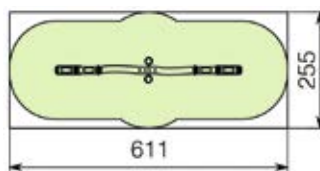
RO304 (4 persons)

 4,1 x 0,6 x 1,1 m

 0,95 m

 4 - 10

 2 ☺ - 4 ⌚ 



(16 m²)



SPORTS & GAMES

RO320



Somersault - RO320 » RO322



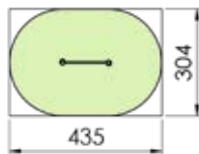
RO322 (1 bar)

1,5 x 0,2 x 1,1 m

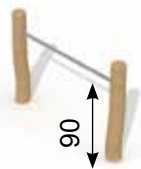
0,90 m

> 6

2 ☺ - 1,5 ⌚



(13,5 m²)



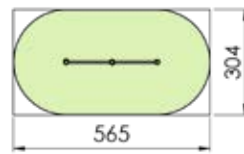
RO320 (2 bars)

2,8 x 0,2 x 1,4 m

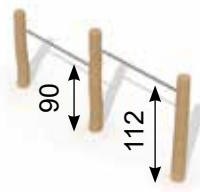
1,20 m

> 6

2 ☺ - 2,5 ⌚



(17,5 m²)



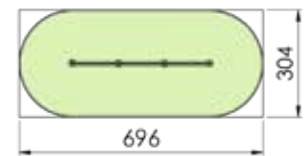
RO321 (3 bars)

4,1 x 0,2 x 1,7 m

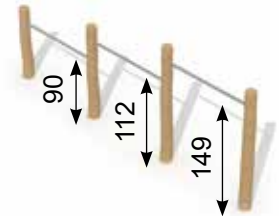
1,50 m

> 6

2 ☺ - 3,5 ⌚




(21,5 m²)




RO321



Hexagonal somersault - RO323

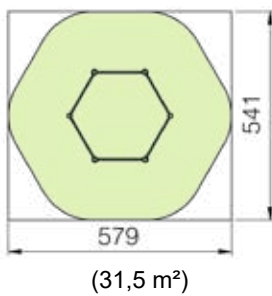


 2,8 x 2,5 x 1,7 m

 1,50 m

 > 6


 2 ☺ - 5 ⌚ 




RO323



Twist and shout - RO335

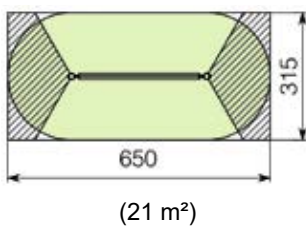


 3,6 x 0,2 x 1,7 m

 0,30 m

 4 - 12

 2 ☺ - 4 ⌚ 



RO335

Robinia goal - RO571



3,5 x 0,4 x 2,1 m

2 ☺ - 1,5 ☺



Robinia abacus disk panel - RO930



1,2 x 0,2 x 0,8 m

2 - 6

1 ☺ - 1,5 ☺



RO930



Robinia aerial runway - RO343 » RO345




30,2 x 2,9 x 4,0 m

1,50 m

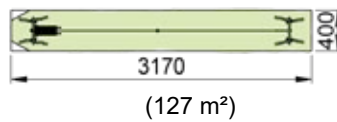
6 - 15

3 ☺ - 9/9,5/10 ⌚ 🚚


RO343 (with 2 platforms)



RO344 (with 1 platform)




RO345 (without platforms)



FLAT SURFACE
(the seat stops slightly past the middle)

SLOPING SURFACE
(the seat reaches the other side)

RO343 (2 platforms)



RO344 (1 platform)



RO345 (without platforms)



*As to RO344 and RO345, the customer must construct the platforms with soil himself.



BALANCE EQUIPMENT






Balance beam - RO330 » RO332





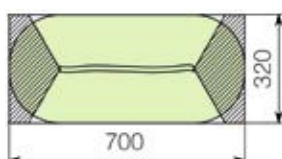
RO330

 4,0 x 0,3 x 0,3 m

 0,25 m

 6 - 12


 2 ☺ - 2 ⌚ 




(22,5 m²)





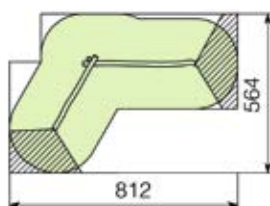
RO331

 5,1 x 2,7 x 0,5 m

 0,45 m

 6 - 12


 2 ☺ - 3 ⌚ 




(34,5 m²)





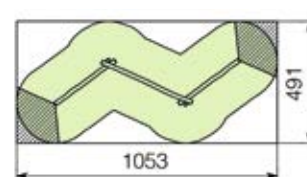
RO332

 7,6 x 2,0 x 0,5 m

 0,45 m

 6 - 12

 2 ☺ - 4 ⌚ 



(52 m²)



RO330



Balance trail - RO680



20 step posts in different lengths



7,7 x 2,3 x 0,4 m



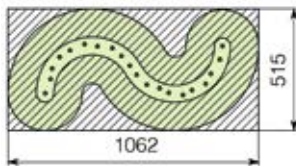
0,40 m



4 - 12



2 ☺ - 6 ☹



(55 m²)



RO680

RO680



Path of stilts - RO860 » RO862



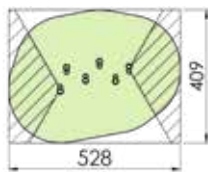
RO860 (6 posts)

2,2 x 1,1 x 2,0 m

0,50 m

3 - 12

2 ☺ - 2 ⌚



(22,5 m²)



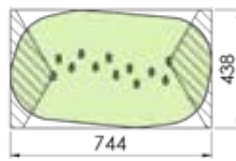
RO861 (12 posts)

4,5 x 1,4 x 2,0 m

0,50 m

3 - 12

2 ☺ - 4 ⌚



(33 m²)



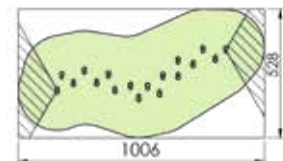
RO862 (18 posts)

7,1 x 2,3 x 2,0 m

0,50 m

3 - 12

2 ☺ - 6 ⌚



(53,5 m²)



Reed field - RO863 » RO865



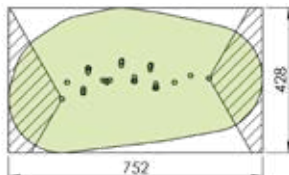
RO863 (12 posts)

4,5 x 1,3 x 2,8 m

0,50 m

3 - 12

2 ☺ - 4 ⌚



(32,5 m²)



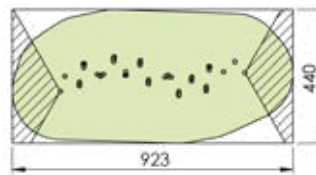
RO864 (17 posts)

6,3 x 1,5 x 2,8 m

0,50 m

3 - 12

2 ☺ - 6 ⌚



(41 m²)



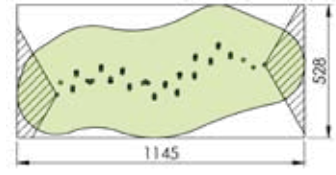
RO865 (22 posts)

8,5 x 2,3 x 2,8 m

0,50 m

3 - 12

2 ☺ - 8 ⌚



(60,5 m²)





RO863






Jungle - RO815 » RO835





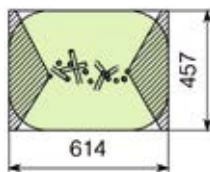
RO815 (15 posts)

 3,2 x 1,6 x 2,2 m

 0,60 m

 4 - 12


 2 ☺ - 6 ⌚ 




(28 m²)



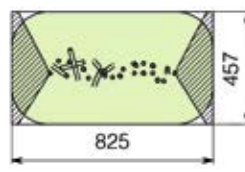
RO825 (25 posts)

 5,3 x 1,8 x 2,2 m

 0,60 m

 4 - 12


 2 ☺ - 10 ⌚ 




(38 m²)






RO835 (35 posts)

 7,2 x 1,7 x 2,2 m

 0,60 m

 4 - 12

 2 ☺ - 14 ⌚ 



(47,5 m²)



A jungle consists of several long and short beams of equal or different thicknesses and offers a wide range of possibilities to create a natural trail.



RO815



R0815



R0835

The scissors - RO850 » RO852



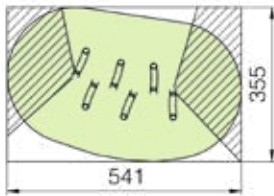
RO850 (6 posts)

2,4 x 1,7 x 1,2 m

0,25 m

3 - 12

2 ☺ - 3 ☺



(19,5 m²)



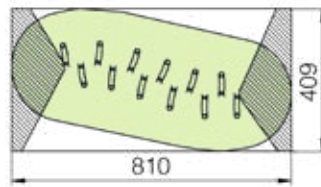
RO851 (12 posts)

5,2 x 2,3 x 1,2 m

0,25 m

3 - 12

2 ☺ - 6 ☺



(33,5 m²)



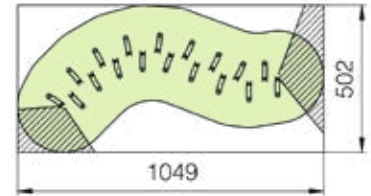
RO852 (18 posts)

8 x 2,6 x 1,2 m

0,25 m

3 - 12

2 ☺ - 8 ☺



(53 m²)



RO852



Jungle trail - RO750 » RO770



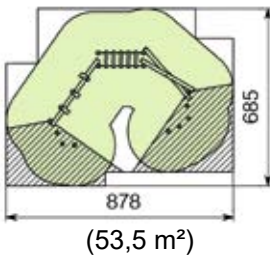
RO750

5,7 x 3,9 x 1,8 m

0,60 m

4 - 12

2 ☺ - 8 ⌚ 🚚



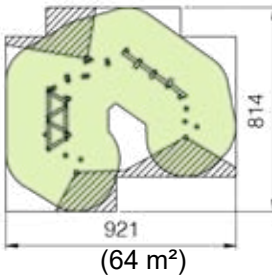
RO770

6,3 x 5,1 x 1,8 m

0,60 m

4 - 12

2 ☺ - 10 ⌚ 🚚



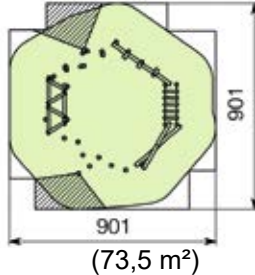
RO760

6,1 x 5,9 x 1,8 m

0,60 m

4 - 12

2 ☺ - 14 ⌚ 🚚



RO760



RO750



RO760



RO760



Canyon bridge - RO700 » RO702



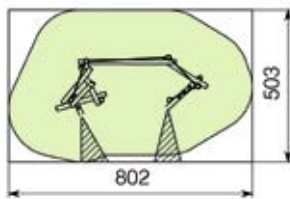
RO700

5,0 x 2,1 x 2,5 m

1,50 m

4 - 12

2 ☺ - 10 ☹ 🚚



(40,5 m²)



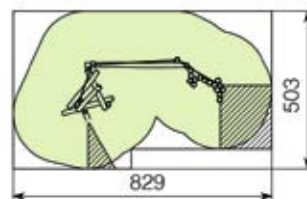
RO701

5,3 x 2,0 x 2,5 m

1,50 m

4 - 12

2 ☺ - 10 ☹ 🚚



(39 m²)



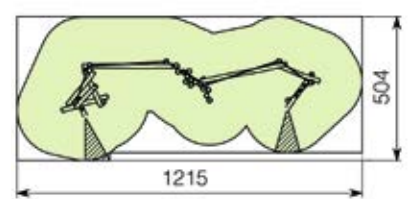
RO702

9,2 x 2,1 x 2,5 m

1,50 m

4 - 12

2 ☺ - 13 ☹ 🚚



(59 m²)



RO702





R0702



R0701



R0701

AGILITY TRAILS





Agility trail - RO610 » RO690



4,4 x 2,0 x 1,6 m



0,60 m



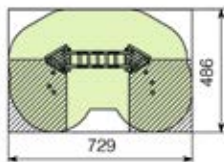
4 - 12



2 ☺ - 6 ⌚



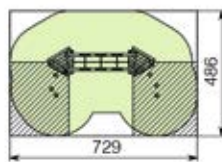
RO610



(35,5 m²)



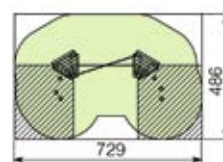
RO620



(35,5 m²)



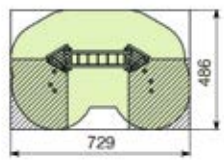
RO630



(35,5 m²)



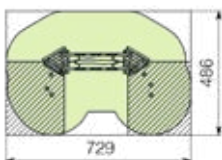
RO640



(35,5 m²)



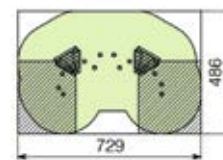
RO650



(35,5 m²)



RO690



(35,5 m²)



RO630



RO630



RO650



RO620



RO640



RO650



Agility trail - RO694 » RO696



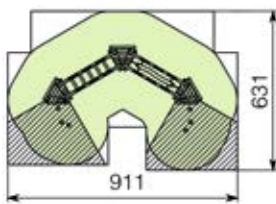
RO694

6,4 x 3,5 x 1,6 m

0,60 m

4 - 12

2 ☺ - 9 ⌚ 🚚



(51 m²)



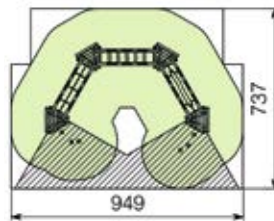
RO695

6,7 x 4,5 x 1,6 m

0,60 m

4 - 12

2 ☺ - 12 ⌚ 🚚



(66,5 m²)



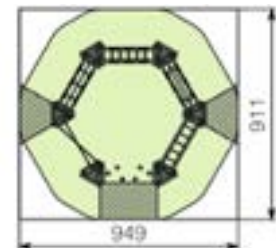
RO696

6,8 x 6,4 x 2,1 m

0,60 m

4 - 12

2 ☺ - 16 ⌚ 🚚



(87 m²)



RO694





RO694





RO696





Wobbly chainbridge - RO360

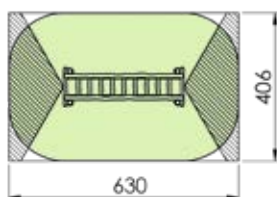


 3,4 x 1,1 x 1,1 m

 0,26 m

 4 - 12

 2 ☺ - 4 ☹ 



(26 m²)



Can be combined with step posts:
RO916 - Length 0,8m - Ø 14-16cm
RO926 - Length 1,0m - Ø 14-16cm



“To encourage playful interactions between parents, caregivers and children, governments and other stakeholders need to create an enabling environment”

- Unicef



CLIMBING UNITS





Climbing tower - RO205

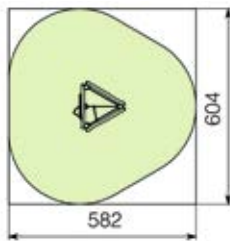


1,6 x 1,5 x 3,4 m

2,60 m

6 - 16

2 ☺ - 7 ☹



(35,5 m²)



RO205



RO205

Monkey wall - RO286

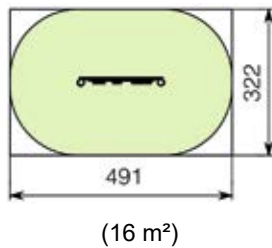


2,0 x 0,2 x 2,0 m

1,50 m

4 - 12

2 ☺ - 3 ☹ 🚚



RO286

Monkey cage - RO285

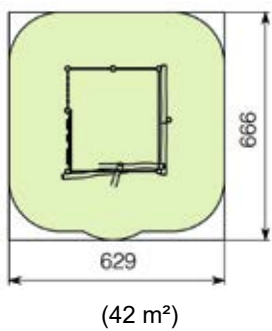


3,7 x 3,2 x 2,0 m

1,50 m

4 - 12

2 ☺ - 7 ☹ 🚚



Swallow nest - RO284

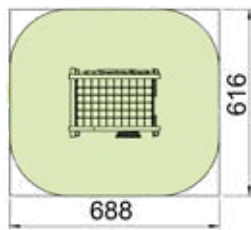


3,0 x 2,3 x 2,2 m

2,10 m

4 - 12

2 ☺ - 6,5 ⌚ 🚚



(42,5 m²)



Stork's nest - RO280



2,1 x 1,9 x 1,7 m



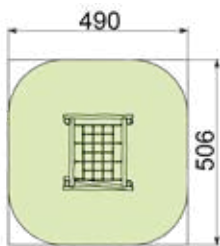
1,00 m




4 - 12



2 ☺ - 5 ☹




(25 m²)



MINI VILLAGE



A wonderful fairyland for the little ones



RO407A

**The mini village series consists out of
a combination of little houses, towers
and several play possibilities**

Lumberjacks hut - RO405 (A/B) » RO408 (A/B)



Incl. two benches and one table

RO405 (A/B)



1,6 x 1,6 x 1,9 m



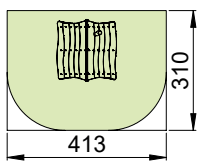
0,55 m



2 - 6



3 ☺ - 2 ⌚



(13 m²)



RO407 (A/B) (with step posts)



1,7 x 1,6 x 2,3 m



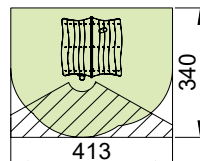
0,95 m



2 - 6



3 ☺ - 3 ⌚



(14,5 m²)

RO408 (A/B) (with small terrace)



2,8 x 1,7 x 2,3 m



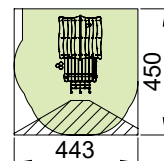
0,95 m



2 - 6



3 ☺ - 4,5 ⌚



(20 m²)

Sand components:
More information p.69



RO016
Sand throttle



RO017
Sand funnel



RO018
Sand rotating sieve

Position: X



RO405



Lumberjacks hut with small swing - RO409



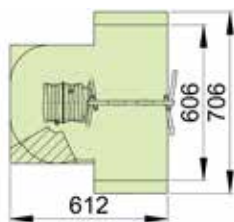
2 rubber seats L120 included

5,2 x 2,0 x 2,3 m

1,20 m

2 - 10

3 ☺ - 7 ☹



(31,5 m² loose soil material)
(28 m² solid soil material)



The accesories can be combined.



L121
Rubber seat



L130
Cradle seat

Only a lumberjacks hut (ref. RO407) and a small robinia swing (ref. RO160) can be combined to 1 playground equipment (ref. RO409).




RO409

Ranger's cabin - RO406 » RO4061





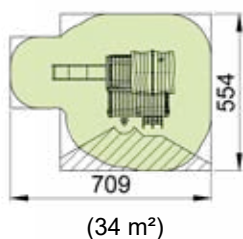
RO406 (stainless steel slide) - ● RO4061G (green plastic slide) - ● RO4061Y (yellow plastic slide)

 4,4 x 2,8 x 2,7 m

 1,00 m

 2 - 6

 3 ☺ - 8,5 ⌚ 



Add-on elements (optional):

More information p.68-69



RO008
Fireman's pole



RO014
Spiral fireman's pole

Position: A
Replaces the sidewall



RO013
Sand pulley

Position: B
Replaces the step posts



RO016
Sand throttle



RO017
Sand funnel



RO018
Sand rotating sieve

Position: C

Incl. two benches and one table



Hunters tower without roof - RO415 » RO4151



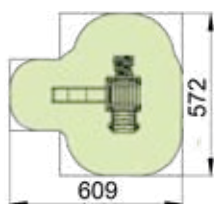
RO415 (stainless steel slide) - ● RO4151G (green plastic slide) - ● RO4151Y (yellow plastic slide)

3,2 x 2,8 x 1,9 m


1,00 m

2 - 6

2 ☺ - 5,5 ⌚ 🚚



(29,5 m²)



Hunters tower with roof - RO410 » RO4101



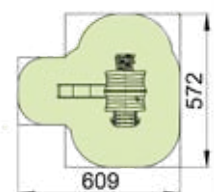
RO410 (stainless steel slide) - ● RO4101G (green plastic slide) - ● RO4101Y (yellow plastic slide)

3,4 x 2,8 x 2,9 m

1,00 m

2 - 6

2 ☺ - 6,5 ⌚ 🚚



(29,5 m²)



Add-on elements (optional):

More information p.68



RO008
Fireman's pole



RO014
Spiral fireman's pole

Position: X

Replaces the sidewall

Hunters tower with extension - RO412 » RO4121



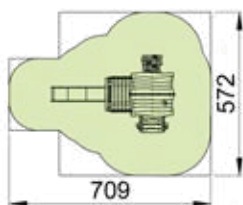
RO412 (stainless steel slide) - ● RO4121G (green plastic slide) - ● RO4121Y (yellow plastic slide)

4,4 x 2,8 x 2,9 m

1,00 m

2 - 6

2 ☺ - 7,5 ⌚ 🚚



(35 m²)



plastic slide

RO410

Poachers forest - RO420 » RO4201



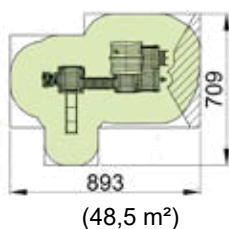
RO420 (stainless steel slide) - ● RO4201G (green plastic slide) - ● RO4201Y (yellow plastic slide)

6,0 x 4,4 x 2,7 m

1,00 m

2 - 6

3 ☺ - 12 ☹



Poachers forest with extension - RO425 » RO4251



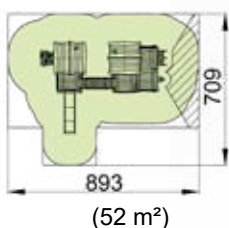
RO425 (stainless steel slide) - ● RO4251G (green plastic slide) - ● RO4251Y (yellow plastic slide)

6,0 x 4,4 x 2,7 m

1,00 m

2 - 6

3 ☺ - 13 ☹



Add-on elements (optional):

More information p.68-69



RO008
Fireman's pole



RO014
Spiral fireman's pole

Position: A
Replaces the sidewall



RO013
Sand pulley

Position: B
Replaces the step posts



RO016
Sand throttle



RO017
Sand funnel

Position: C



RO018
Sand rotating sieve

RO420



RO4251Y + RO008



Add-on elements mini village



Optionally, a (spiral) fireman's pole can be added to the mini village:

Fireman's pole - RO008



1,2 x 0,5 x 1,7 m



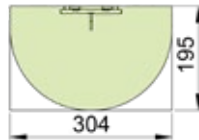
0,95 m



2 - 6



1 ☺ - 1 ⌚ 🚚



(6 m²)



Spiral fireman's pole - RO014



1,2 x 0,6 x 1,7 m



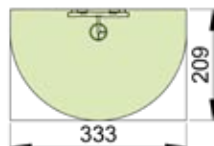
0,95 m



2 - 6



1 ☺ - 1 ⌚ 🚚



(7 m²)



Sand components for the mini village series



Possible sand components for the mini village series:

Sand throttle - RO016

Sand funnel - RO017



Sand rotating sieve - RO018



More information about these 3 sand components can be found on p. 87.

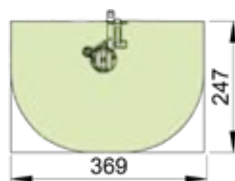
Sand pulley - RO013

1,1 x 0,7 x 1,7 m

0,60 m

2 - 6

1 ☺ - 0,5 ☹️ 🚚



(9,5 m²)





Poachers forest RO425 + Fireman's pole RO008 + Sand pulley RO013 + Sand throttle RO016



Table with benches



Playhouse



Step posts



Abacus disk panel



Climbing wall



Climbing net



Wobbly bridge



Spiral/firemans's pole
(optional)



Sand pulley
(optional)



Sand throttle
(optional)



Stainless steel slide
RO425



Green plastic slide
● RO4251G



Yellow plastic slide
● RO4251Y

By choice: stainless steel slide or plastic slide



Sand rotating sieve
(optional)



Sand funnel
(optional)



RO406



RO408



CLIMBING TOWERS



Experiencing nature in a challenging and creative way




RO532


A series of play towers with platforms for children aged 6 to 14

Play tower - RO510 » RO511





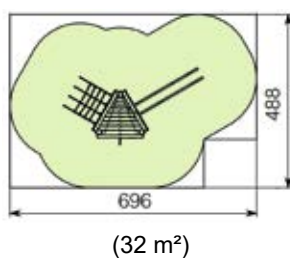
RO510 (stainless steel tubes)

 4,0 x 2,0 x 2,8 m


 1,40 m

 6 - 14

 2 ☺ - 6 ⌚ 





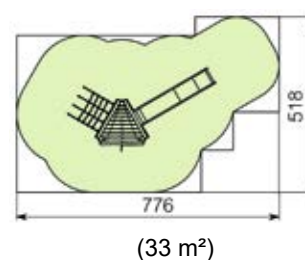
RO511 (stainless steel slide)

 4,4 x 2,6 x 2,8 m

 1,40 m

 6 - 14


 2 ☺ - 6 ⌚ 



Play tower with roof - RO505 » RO506





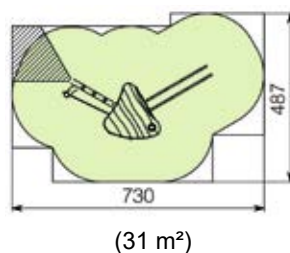
RO505 (stainless steel tubes)

 4,3 x 2,2 x 3,4 m


 1,40 m

 6 - 14

 2 ☺ - 7 ⌚ 





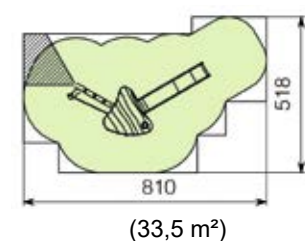
RO506 (stainless steel slide)

 4,7 x 2,5 x 3,4 m

 1,40 m

 6 - 14

 2 ☺ - 7 ⌚ 





Beetle bridge - RO502 » RO503



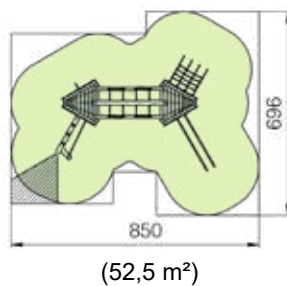
RO502 (stainless steel tubes)

5,5 x 4,0 x 2,8 m

1,50 m

6 - 14

2 ☺ - 11 ⌚ 🚚



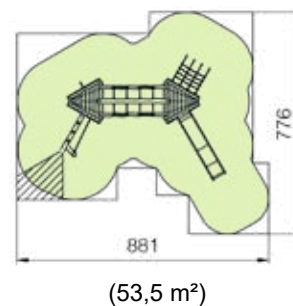
RO503 (stainless steel slide)

5,8 x 4,4 x 2,8 m

1,50 m

6 - 14

2 ☺ - 11 ⌚ 🚚



Beetle bridge with roof - RO500 » RO501



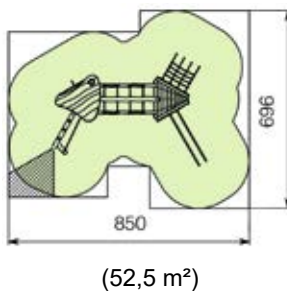
RO500 (stainless steel tubes)

5,5 x 4,0 x 3,4 m

1,50 m

6 - 14

2 ☺ - 12 ⌚ 🚚



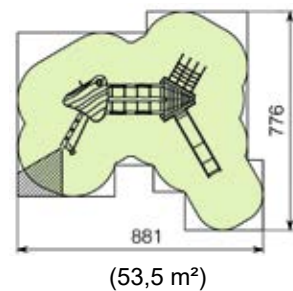
RO501 (stainless steel slide)

5,8 x 4,4 x 3,4 m

1,50 m

6 - 14

2 ☺ - 12 ⌚ 🚚





RO501



RO500

Magic tower - RO532 » RO553



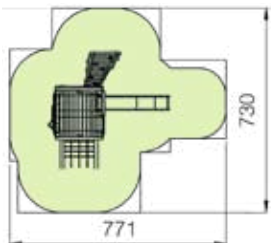
RO533 (without balance trail)

4,4 x 4,3 x 2,6 m

1,50 m

4 - 12

3 ☺ - 10 ⌚ 🚚



(42 m²)

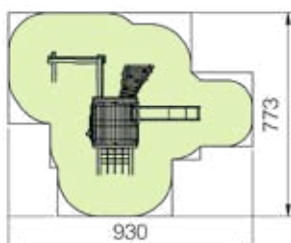
RO532 (with balance trail)

5,8 x 4,8 x 2,6 m

1,50 m

4 - 12

3 ☺ - 11 ⌚ 🚚



(53 m²)



RO532



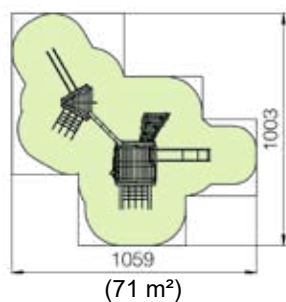
RO541 (magic tower combination, with suspension loops)
RO543 (magic tower combination, with balance trail)

7,1 x 7,1 x 2,8 m

1,50 m

4 - 12

3 ☺ - 13 ⌚ 🚚



RO541



RO543



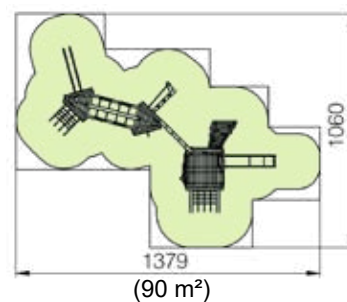
RO551 (maxi magic tower, with suspension loops)
RO553 (maxi magic tower, with balance trail)

10,3 x 7,6 x 2,8 m

1,50 m

4 - 12

3 ☺ - 16 ⌚ 🚚



RO551



RO553



RO553



ECO-play®

Inspired by nature





Magic tower with roof - RO530 » RO552



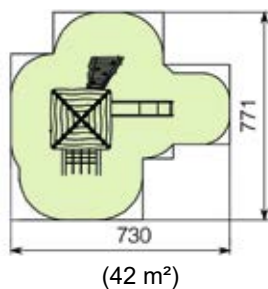
RO531 (without balance trail)

4,7 x 3,5 x 3,8 m

1,50 m

4 - 12

3 ☺ - 11 ⌚ 🚚



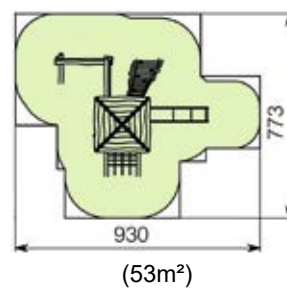
RO530 (with balance trail)

5,8 x 4,8 x 3,8 m

1,50 m

4 - 12

3 ☺ - 12 ⌚ 🚚



RO540 (magic tower combination with roof, with suspension-loops)

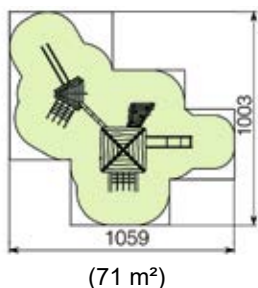
RO542 (magic tower combination with roof, with balance trail)

7,1 x 7,1 x 3,8 m

1,50 m

4 - 12

3 ☺ - 14 ⌚ 🚚



RO540



RO542



RO550 (maxi magic tower with roof, with suspension loops)

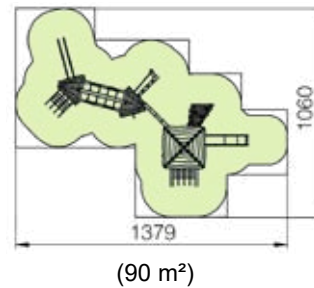
RO552 (maxi magic tower with roof, with balance trail)

10,3 x 7,6 x 3,8 m

1,50 m

4 - 12

3 ☺ - 17 ⌚ 🚚



RO550



RO552





RO540



RO550

SAND PLAYGROUND EQUIPMENT





Sandbox - RO2020 » RO3040

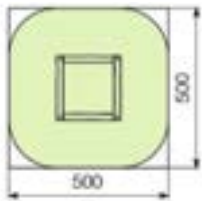


RO2020*

2,1 x 2,1 x 0,2 m

0,20 m

2 ☺ - 3 ☺



(25 m²)

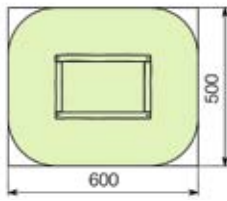


RO2030*

3,1 x 2,1 x 0,2 m

0,20 m

2 ☺ - 4 ☺



(30 m²)

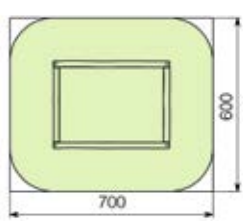


RO3040*

4,1 x 3,1 x 0,2 m

0,20 m


2 ☺ - 6 ☺



(42 m²)



* Filter cloth included



RO2020

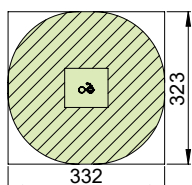
RO1210 - Sand throttle with beam



0,4 x 0,3 x 1,0 m

2 - 6

1 ☺ - 1,5 ⌚ 🚚



(11 m²)



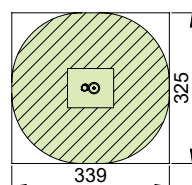
RO1211 - Sand funnel with beam



0,4 x 0,3 x 1,0 m

2 - 6

1 ☺ - 1,5 ⌚ 🚚



(11 m²)



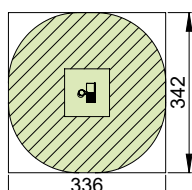
RO1212 - Sand rotating sieve with beam



0,4 x 0,5 x 1,0 m

2 - 6

1 ☺ - 1,5 ⌚ 🚚




(11 m²)



Playtable & little chair - RO1100 » RO1105





RO1100

 0,5 x 0,5 x 0,6 m

 0,60 m

 3 - 10


 1 ☺ - 1 ⌚ 




(10 m²)





RO1105

 0,3 x 0,3 x 0,4 m

 0,40 m

 3 - 10

 1 ☺ - 1 ⌚ 





(8,5 m²)





Sand digger - Z600

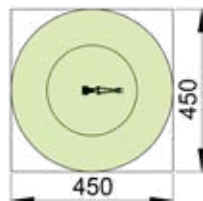


 1,4 x 0,3 x 0,8 m

 0,45 m

 2 - 6

 1 ☺ - 1,5 ⌚ 



(20,5 m²)



Sand corner - RO1200



1,4 x 0,5 x 1,7 m



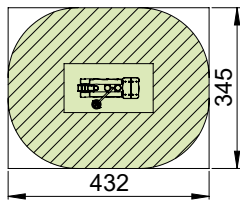
0,65 m



2 - 6



2 ☺ - 1,5 ⌚ 🚚



(15 m²)



RO1200

SLIDES



RO005

**Border not fully compliant*

Hill slide with platform - RO005 » RO015



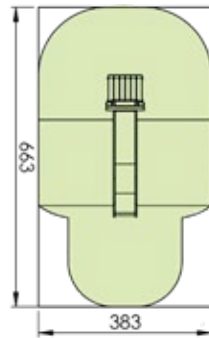
RO005

3,2 x 0,9 x 2,4 m

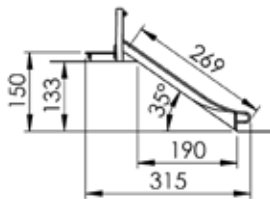
1,00 m

3 - 15

2 ☺ - 4 ⌚ 🚚



(27,5 m²)



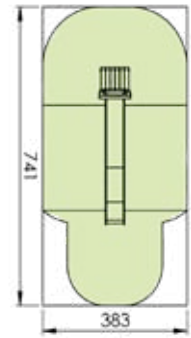
RO015

3,9 x 0,9 x 2,9 m


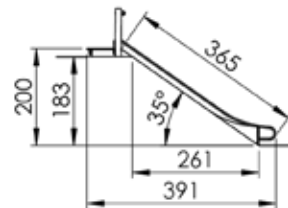
1,00 m

3 - 15

2 ☺ - 4 ⌚ 🚚



(31 m²)





ECO-play®



**Border not fully compliant*

PIRATE SHIP 'ALBATROS'



Pirate ship 'Albatros' - RO720 » RO735



4 - 12

RO720 (stem)



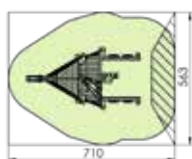
4,9 x 2,7 x 3,3 m



1,20 m



2 ☺ - 9 ⌚ 🚚



(40 m²)



RO730 (lookout post)



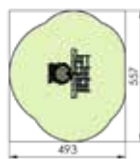
2,1 x 1,8 x 3,9 m



2,10 m



2 ☺ - 5 ⌚ 🚚



(27,5 m²)



RO735 (stern)



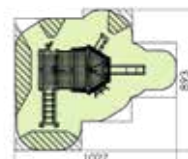
6,8 x 6,0 x 4,5 m



1,50 m



2 ☺ - 12 ⌚ 🚚



(68 m²)



RO720 + RO735



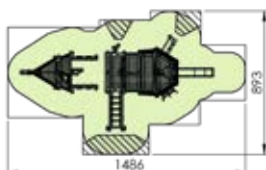
12,1 x 6,0 x 4,5 m



1,50 m



3 ☺ - 16 ⌚ 🚚



(93,5 m²)



RO720 + RO730



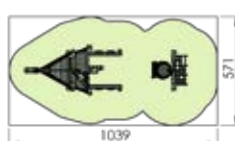
8,1 x 2,6 x 3,9 m



2,10 m



2 ☺ - 14 ⌚ 🚚



(59,5 m²)



RO720 + RO730 + RO735



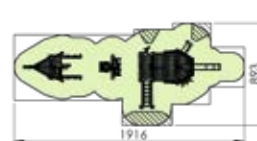
16,4 x 6,0 x 4,5 m



2,10 m



3 ☺ - 19 ⌚ 🚚



(118 m²)





Imagination



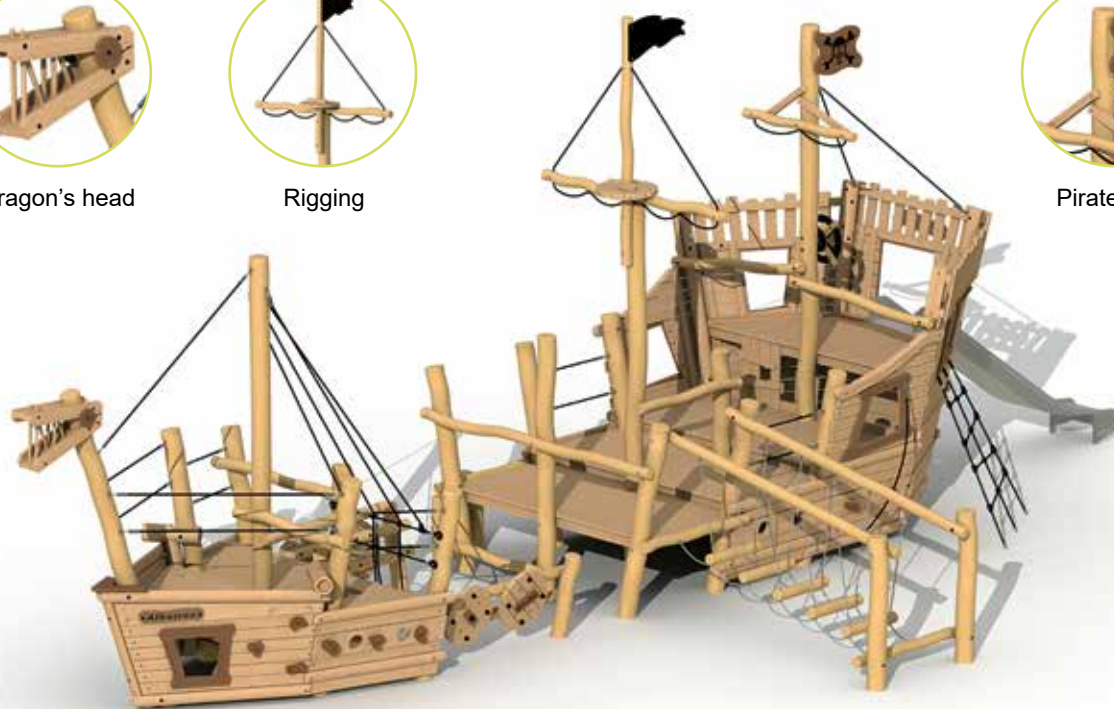
Dragon's head



Rigging



Pirate flags



Nameplates



Anchor



Cannons



Shields



Cargo hold



RO735





Play value



Rudder



Wobbly bridge



Lookout post



Telescope



Climbing nets



Ladder



Stainless steel slide



Crawling holes



Access logs



Step posts



Climbing grips



RO720 + RO730 + RO735



RO730



RO720



RO720 + RO730 + RO735



“When your imagination comes to life”



FURNITURE

P558



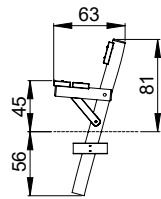
Robinia bench - P558



2,0 x 0,7 x 0,9 m



2 ☺ - 1,25 ⌚ 🚚



Materials:

- legs in robinia
- seats in larch

Bench and table in robinia - P550 » P551

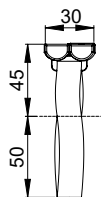


P550 (bench)

1,9 x 0,3 x 0,5 m



2 ☺ - 1,25 ⌚ 🚚

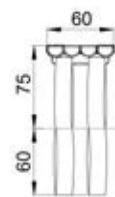


P551 (table)

1,9 x 0,6 x 0,8 m



2 ☺ - 1,5 ⌚ 🚚



P550

Materials:

- completely produced in robinia wood

Robinia picnic table for children - P555 (A/B)



Completely preassembled

The freestanding models can be fixed to the ground.



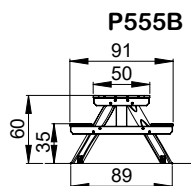
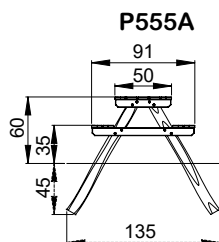
1,2 x 0,9 x 0,6 m



2 - 6



1 ☺ - 1,5 ☺



Materials:

- legs in robinia
- boards in larch

Dimensions:

P555: board thickness 22 mm

P556 and P557: board thickness 45 mm


P555



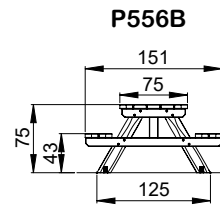
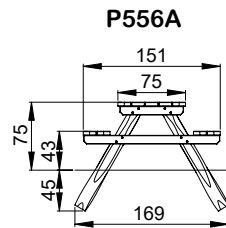
Robinia picnic table - P556 (A/B)



Completely preassembled

 2,0 x 1,6 x 0,75 m


 2 ☺ - 1,5 ☹



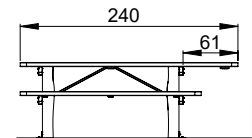
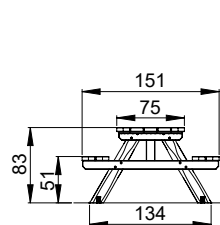
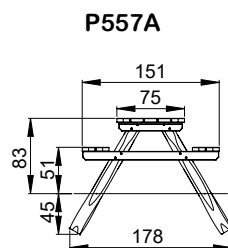
Robinia wheelchair-friendly picnic table - P557 (A/B)



Completely preassembled

 2,4 x 1,6 x 0,83 m

 2 ☺ - 1,5 ☹



P556



Robinia mushroom - RO920 » RO921



1 ☺ - 1,5 ☺



RO920 (low model)



Ø 0,45 x H 0,4 m



2 - 10

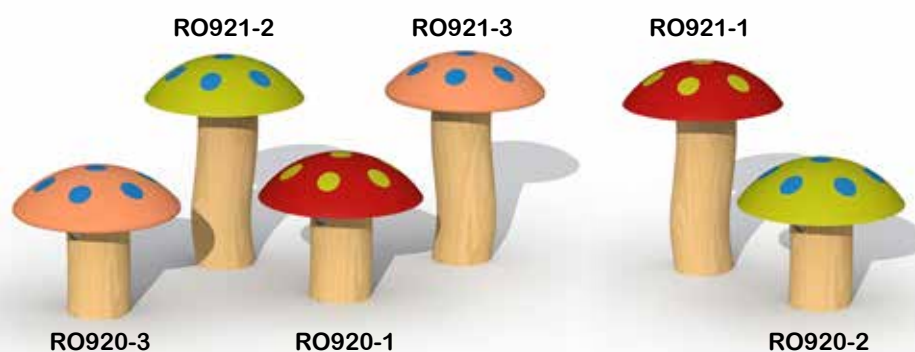
RO921 (high model)



Ø 0,45 x H 0,6 m

Materials:

- coloured recycled rubber
- beam in robinia





INDIVIDUAL POSTS AND LOGS



Individual robinia posts



Unfinished:
Without splinters but not sanded



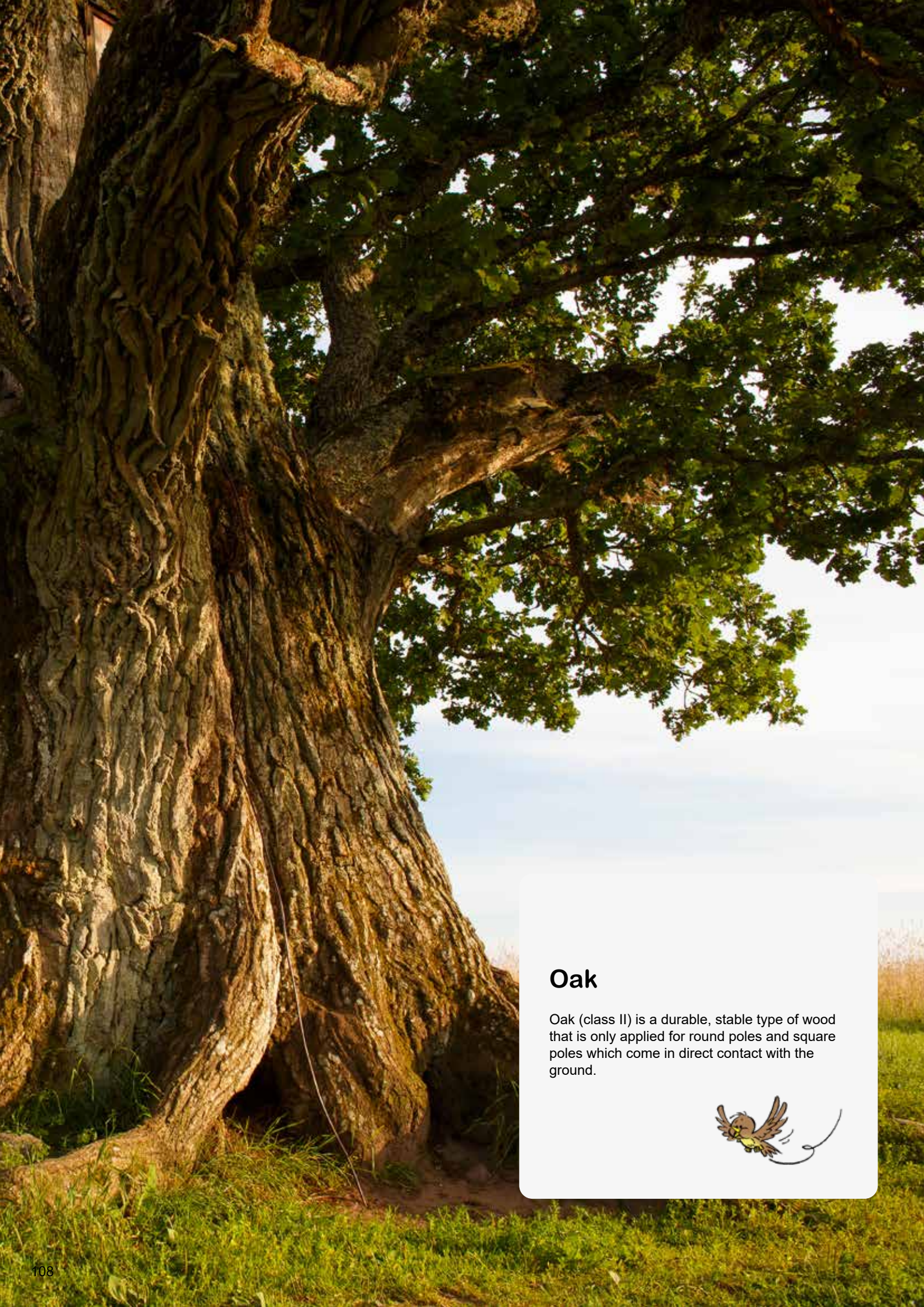
Finished:
Sanded and nicely finished



Unfinished	Finished	Length	Diameter
RO912	RO912-1	80 cm	Ø 10-12
RO914	RO914-1		Ø 12-14
RO916	RO916-1		Ø 14-16
RO918	RO918-1		Ø 16-18
RO922	RO922-1	100 cm	Ø 10-12
RO924	RO924-1		Ø 12-14
RO926	RO926-1		Ø 14-16
RO928	RO928-1		Ø 16-18
RO952	RO952-1	200 cm	Ø 10-12
RO954	RO954-1		Ø 12-14
RO956	RO956-1		Ø 14-16
RO958	RO958-1		Ø 16-18
RO932	RO932-1	250 cm	Ø 10-12
RO934	RO934-1		Ø 12-14
RO936	RO936-1		Ø 14-16
RO938	RO938-1		Ø 16-18
RO944	RO944-1	300 cm	Ø 12-14
RO946	RO946-1		Ø 14-16
RO948	RO948-1		Ø 16-18
RO964	RO964-1	400 cm	Ø 12-14
RO966	RO966-1		Ø 14-16
RO968	RO968-1		Ø 16-18

***other dimensions on request**





Oak

Oak (class II) is a durable, stable type of wood that is only applied for round poles and square poles which come in direct contact with the ground.



Logs & tree discs in oak - B500



Besides robinia, oak logs are used as decoration for a playground. They can be used creatively as a bench or a climbing element. Oak is a very durable wood species.

Each log is unique and has its own shape and appearance. Prices and dimensions are therefore always on request. The logs are supplied according to availability and like shown on the photos (on request). They are unprocessed, as harvested in the forest and not debarked. Note that the bark can loosen after some time. Complaints due to its irregular form, sawn-off branches, marks, sharp edges,... are considered as unfounded. Trunks are not certified, which means that a risk analysis has to be carried out after installing.



Please note that when using the logs as a play(ground) element, it is necessary to round off the corners of the sharp edges.



ECO-play®

Logs as a seating element



The seat surface and corners of a sitting log are additionally finished.

B100-1



B100-2

B100-3

B100-4

Throne – B100-1

Total length: 1,50m
(50cm into the ground)

Sitting log – B100-2 » B100-4

Average diameter of 30 to 40 cm.
Total length:

B100-2: 60 cm

B100-3: 70 cm

B100-4: 80 cm

(40 cm into the ground)



Logs as a play element



Available from diameter 30cm until 60cm (depending on the available stock).



